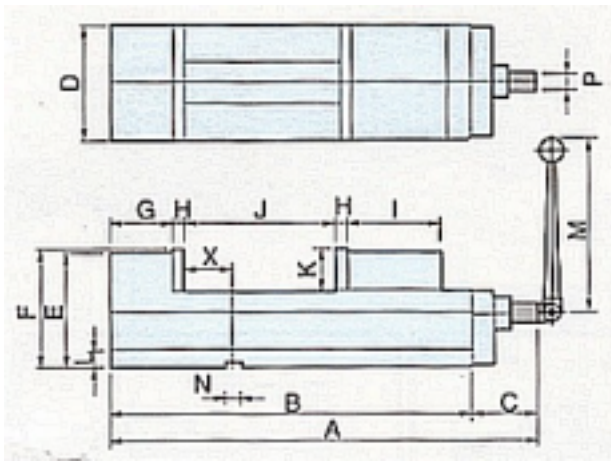


SAFEWAY MACHINE VISES:

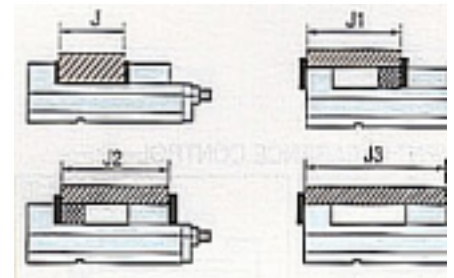
MC Compact Mechanical Vise:

Features:

- Hold work-piece firmly in single and multiple vice setup
- One-piece casting of vise bed and fixed jaw.
- Semi-spherical segment eliminates jaw lifting and work-piece tilting.
- Rigid material – ductile iron FCD60JIS (equal to GGG60) with 60kgs/mm² or 80 000 psi tensile strength.
- Vise bed flame hardened to HRC45 to resist wear and maintain accuracy for a long time.
- Chip covers provided to protect leadscrew and internal parts of vise.



Choose from 4 ways of clamping

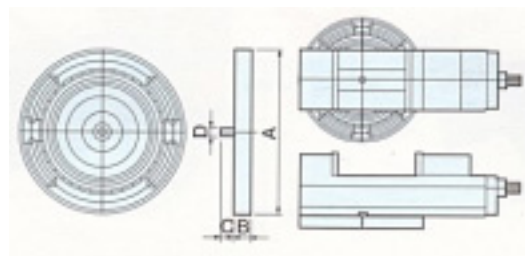


How to order:

ORDER NO.	MODEL	A	B	C	D	E	F	G	H	I	J	J1	J2	J3	K	L	M	N	P	X	*	Y	*
07100100	CV-100V	430	340	90	101	130	133	65	15	105	0-125	125-190	125-230	125-320	48	22	260	16	19	45	Y	85	Y
07105100	CV-100S	430	340	90	101	130	133	65	15	105	0-125	125-190	125-230	48	22	260	16	19	45	N	85	N	
07100130	CV-130V	495	405	90	131	147	150	70	15	115	0-180	180-240	180-240	180-380	55	22	260	18	19	65	Y	95	Y
07105130	CV-130S	495	405	90	131	147	150	70	15	115	0-180	180-240	180-240	180-380	55	22	260	18	19	65	N	95	N
07100160	CV-160V	585	495	90	161	160	163	85	15	130	0-240	240-320	240-320	240-470	58	22	260	18	19	65	Y	105	Y
07105160	CV-160S	585	495	90	161	160	163	85	15	130	0-240	240-320	240-320	240-470	58	22	260	18	19	65	N	105	N
07100200	CV-200V	666	570	96	201	170	173	90	18	150	0-280	280-360	280-360	280-540	63	22	260	18	19	82	Y	110	Y
07105200	CV-200S	666	570	96	201	170	173	90	18	150	0-280	280-360	280-360	280-540	63	22	260	18	19	82	N	110	N

* = X or Y dimension is +0.00 -0.02mm (All dimensions in mm)

Optional Swivel Base (Steel):



How to order:

ORDER NO.	SBD	A	B	C	D
07813100	100	248	27	25	16
07813130	130	296	30	25	18
07813160	160	312	34	25	18
07813200	200	378	44	25	18